

**FULL TITLE OF THE PAPER
MORE THAN TWO ROWS
OR EVEN THREE**

RUDOLF BLAŠKO (SK), ALEŠ KOZUBÍK (SK) AND PAVEL STRÍŽ (CZ)

Dedicated to my hound... , optional

Abstract. Abstract in English language (max 10 lines). Abstract in English language (max 10 lines). Abstract in English language (max 10 lines).

Key words and phrases. Fun, beer.

**CELÝ NÁZOV ČLÁNKU
VIAC AKO DVA RIADKY
ALEBO AJ TRI**

Abstrakt. Slovenský abstrakt rozpísaný na max 10 riadkov. Slovenský abstrakt rozpísaný na max 10 riadkov. Slovenský abstrakt rozpísaný na max 10 riadkov.

Kľúčové slová. Dobrá nálada, pivo.

Introduction

A conference proceedings are prepared using \LaTeX format with UTF8 encoding.

Authors are encouraged to use this file `sample-eng.tex` as a sample, and the style file `oss-conf-eng.cls` enclosed in this folder.

Figures in articles should be prepared either with the \LaTeX package or included as JPG files (recommended), PDF or PNG files. Do not change the header of style file. Do not use nonstandard macros or styles.

To submit the article, use the conference page (<http://ossconf.fri.uniza.sk>). Your contribution can be uploaded as compressed archive (.zip, .tgz) containing \LaTeX source file(s) with corresponding picture files and .PDF output file.

Article length must be an even number (i.e. 4 or 6 pages)!

In this sample you can see the structure of article. After the title and author(s), there is a short abstract summarizing the article, a list of key words and phrases, the addresses of the authors (including e-mail addresses). All papers will be reviewed by two independent reviewers.

Including JPG, PDF or PNG pictures

To include the pictures (in print, they will be shown in grayscale only) use package `graphicx` (see Figure 1 or Figures 2, 3). To create pictures you can use environment `picture` or packages `TikZ`, `PSTricks`, `Asymptote`.

```
\begin{figure}[ht]
\includegraphics[width=7cm]{pict01.pdf}
\caption{Example 1 ({\sc PDF} súbor)}
\label{picture1}
\end{figure}
```

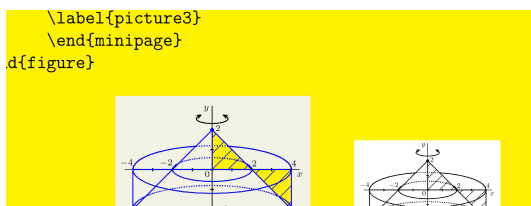


Figure 1. Example 1 (PDF file)

For two or more ones pictures:

```
\begin{figure}[ht]
\begin{minipage}[t]{4cm}
\includegraphics[width=\linewidth]{pict01.jpg}
\caption{Example 2 ({\sc JPG} file)}
\label{picture2}
\end{minipage}
%
\quad
%
\begin{minipage}[t]{3cm}
\includegraphics[width=3cm]{pict01.png}
\caption{Example \newline ({\sc PNG} file)}
\label{picture3}
\end{minipage}
\end{figure}
```

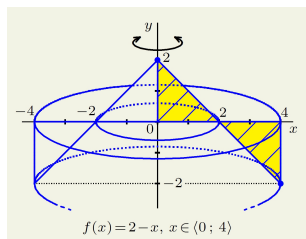


Figure 2. Example 2 (JPG file)

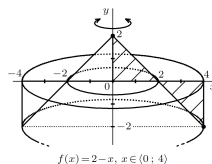


Figure 3. Example (PNG file)

1. First Section

1.1. First Subsection

In the article [1] or [6] authors expressed several interesting opinions ...

You can include tables online in the text (see [2]) or as a separate “Table” objects (Table 1), see the source below.

You can include tables online in the text (see-\cite{blasko2}):

```
\begin{tabular}{|l|*{3}{r|}}
\hline
\multicolumn{1}{|c|}{\bf Goods}} & \multicolumn{1}{|c|}{\bf Price}}
& {\bf Amount} & \hfill{\bf Total}\hfill\hphantom. & \\\hline
Ball & 22.00\,,\euro & 11 pcs & & 242.00\,,\euro & \\\hline
Pipe & 12.21\,,\euro & 2 pcs & & 24.42\,,\euro & \\\hline
\end{tabular}
```

or as a separate “Table” objects (table 1):

```
\begin{table}[ht]
\begin{tabular}{|l|*{3}{r|}}
\hline
\multicolumn{1}{|c|}{\bf Goods}} & \multicolumn{1}{|c|}{\bf Price}}
& {\bf Amount} & \hfill{\bf Total}\hfill\hphantom. & \\\hline
Ball & 22,00 \euro & 11 ks\enspace\phantom. & & 242,00 \euro & \\\hline
Pipe & 12,21 \euro & 2 ks\enspace\phantom. & & 24,42 \euro & \\\hline
\end{tabular}
\caption{Table example}
\label{tab001}
\end{center}
\end{table}
```

Inline table example:

Goods	Price	Amount	Total
Ball	22,00 €	11 ks	242,00 €
Pipe	12,21 €	2 ks	24,42 €

Table as separate object (table 1) in enviroment `table`.

Goods	Price	Amount	Total
Ball	22,00 €	11 ks	242,00 €
Pipe	12,21 €	2 ks	24,42 €

Table 1. Example table

2. Measurements

In the list environments `itemize` (first example) and `enumerate` you can use the optional parameters for item styles. This is the `itemize` environment:

- we can process the data, if the amount of experiments is not huge,

- (b) we can process the data, if the amount of experiments is not huge,
- (e) we can process the data, if the amount of experiments is not huge.

And the same with `enumerate`:

- 1. we can process the data, if the amount of experiments is not huge,
- 2. we can process the data, if the amount of experiments is not huge,
- (e) we can process the data, if the amount of experiments is not huge.

For the data processing we must...

3. Typesetting the Source Codes

For listings of programs you can use the `listings` package:

```
\begin{lstlisting}[mathescape]{}
procedure FLOYD(${\mathrm A}$)
  ${\mathrm D} = {\mathrm A}$
  for $k \in N$ do
    for $i \in N$ do
      for $j \in N$ do
        if $d_{ij} > d_{ik} + d_{kj}$ then
          $d_{ij} = d_{ik} + d_{kj}$
\text{return}~{\mathrm D}$
\end{lstlisting}
```

Or other example:

```
\lstset{%
language={C},
breaklines=true,
breakindent=0pt,
tabsize=2,
showstringspaces=true
}
%
\begin{lstlisting}
using System;
public class Foo
{
    public static void Main()
    {
        Console.WriteLine("I Love LaTeX");//This is comment.
    }
    /*This is a comment too.*/
}
\end{lstlisting}
```

```
procedure FLOYD(A)
  D = A
  for  $k \in N$  do
    for  $i \in N$  do
      for  $j \in N$  do
        if  $d_{ij} > d_{ik} + d_{kj}$  then
```

```


$$d_{ij} = d_{ik} + d_{kj}$$

return D

using System;
public class Foo
{
    public static void Main()
    {
        Console.WriteLine("I Love LaTeX"); // This is comment.
    }
    /* This is a comment too. */
}

```

4. Conclusions

If you encounter substantial problems, you may contact followings L^AT_EXists:
 LaDr. Rudolf Blaško (beerb@frcatel.fri.uniza.sk,
 LaDr. Aleš Kozubík (alesko@frcatel.fri.uniza.sk),
 LaDr. Pavel Stríž (pavel@striz.cz).¹

Acknowledgment. This research was supported by the Grant of the grant Agency of Slovak Republic (VEGA-FRC 2012/003) ... optional.

This research was supported by the Grant of the grant Agency of Slovak Republic (KEGA-FRC 2012/003) ... optional.

References

- [1] BLAŠKO, R.: *L^AT_EX nie je farba na maľovanie*, Otvorený softvér vo vzdelávaní, výskume a IT riešeníach, zborník medzinárodnej konferencie OSSConf 2010, Žilina, 1.–4. júla 2010, str. 43–52, ISBN 978-80-970457-0-8, <https://invimath.fri.uniza.sk/images/slides/OSSConf/1002.pdf>.
- [2] BLAŠKO, R.: *L^AT_EX nie je farba na maľovanie, ale na písanie*, Otvorený softvér vo vzdelávaní, výskume a IT riešeníach, zborník medzinárodnej konferencie OSSConf 2010, Žilina, 1.–4. júla 2011, str. 43–52, ISBN 978-80-970457-0-8, <https://invimath.fri.uniza.sk/images/slides/OSSConf/1104.pdf>.
- [3] KNUTH, D. E.: *The T_EXbook*, Volume A of *Computers and Typesetting*, Addison-Wesley Publishing Company (1984), ISBN 0-201-13448-9.
- [4] KOPKA, H. – DALY, P. W.: *L^AT_EX – Podrobný príručka*, Brno, Computer Press, 2004, ISBN 80-722-6973-9.
- [5] OETIKER, T. – PARTL, H. – SCHLEGL, E. – HYNA, I. – KOČER, M. – SÝKORA, P.: *Ne príliš stručný úvod do systému L^AT_EX 2_ε*, „public domain“ dokument, 1998, <http://www.penguin.cz/~kocer/texty/lshort2e/lshort2e-cz.pdf>, resp. <http://ftp>.

¹LaDr. — L^AT_EX science Doctor.

cstug.cz/pub/tex/CTAN/info/lshort/slovak/Slshorte.pdf (Buša J. ml. a st., slovenský preklad).

- [6] RYBIČKA, J.: *LT_EX pro začátečníky*, Brno, KONVOJ 2003, ISBN 80-7302-049-1.
- [7] ŠEVČOVIČ, L.: *Programy na spracovanie a vizualizáciu experimentálnych dát*. Košice : TU v Košiciach, 2006, ISBN 80-8073-638-3, (obrazovková verzia ISBN 80-8073-639-1). Kniha v PDF formáte je dostupná na URL adrese: <http://people.tuke.sk/jan.busa/kega/>

Contact addresses

RNDr. Rudolf Blaško, PhD., Department of Mathematics Methods and Operations Research, Faculty of Management Science and Informatics, University of Žilina, Univerzitná 8215/1, 010 26 Žilina, Slovakia, *Current address*: SOIT, 010 01 Žilina, Slovakia,
E-mail address: beerb@frcatel.fri.uniza.sk, <http://frcatel.fri.uniza.sk/~beerb/>

RNDr. Aleš Kozubík, PhD., Department of Mathematics Methods and Operations Research, Faculty of Management Science and Informatics, University of Žilina, Univerzitná 8215/1, 010 26 Žilina, Slovak Republic, *Current address*: SOIT, 010 01 Žilina, Slovak Republic,
E-mail address: alesko@frcatel.fri.uniza.sk

Ing. Pavel Stríž, Ph.D., Nakladatelství Martin Stríž, U Škol 940, Bučovice, okres Vyškov, CZ-685 01, Czech Republic,
E-mail address: pavel@striz.cz